



American Board of Psychiatry and Neurology, Inc.
A Member Board of the American Board of Medical Specialties (ABMS)


Article Based Continuing Certification (ABCC)

Exam Portal Instruction Guide

January 2025

© 2025 American Board of Psychiatry and Neurology, Inc.

Table of Contents



American Board of Psychiatry and Neurology, Inc.

A Member Board of the American Board of Medical Specialties (ABMS)

Page 01 - Accessing the Exam Portal

- Logging in to the Portal

Page 02 - The Certifications Home Screen

- Familiarizing Yourself with the Icons

Page 03 - Accessing the List of Articles and Mini Exams

Page 04 - Accessing the Article

- The Article Overview Tab
- DEI & Professionalism Articles

Page 05 - Accessing the Mini-Exam Questions

- The Exam Tab
- The Acknowledgment Page

Page 06 - Answering the Mini-Exam Questions

- Exam Page Icons
- Saving Your Work

Page 07 - Pausing a Mini-Exam

- Re-entering Exam Via Recently Viewed Content Column
- Re-entering Exam Via Topic Lists

Page 08 - Completing a Mini-Exam

- Exam Review
- Survey

Page 09 - Post Exam Options

- Downloading a Completion Certificate
- Reviewing the Answers
- Feedback

Page 10 - Post Exam Options

- Exam Averages Graph

Page 11 - Quick Reference Guide

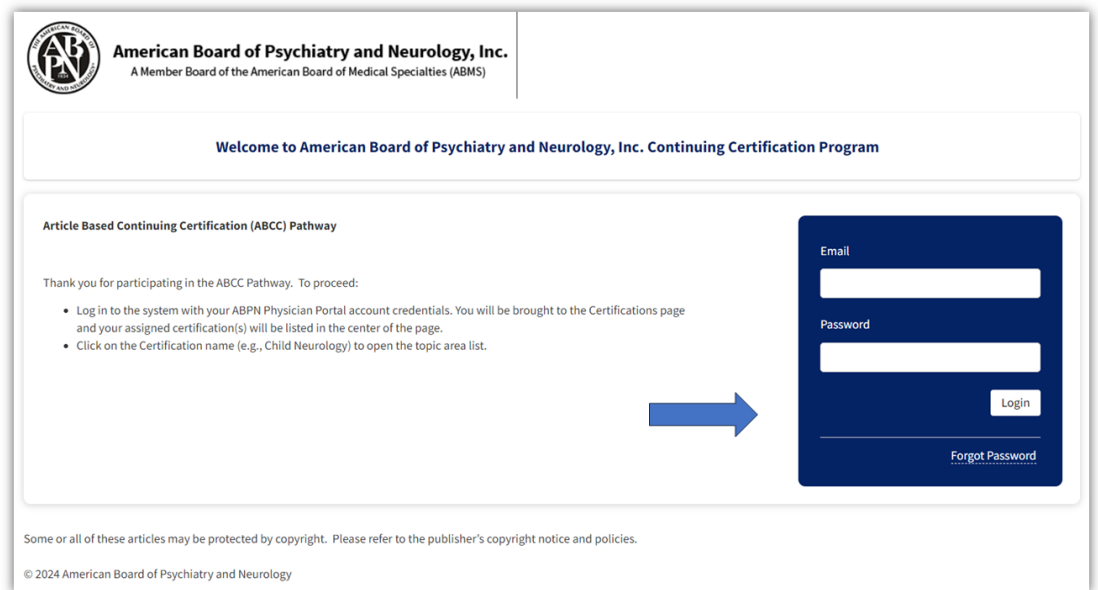
Welcome to American Board of Psychiatry and Neurology ABCC Pathway

This guide was designed to help you navigate the Article-Based Continuing Certification ABCC Pathway Exam Portal. If you have Questions beyond the scope of this document, please contact ABPN directly for more information.

Accessing the Exam Portal

Log in to the ABPN ABCC Pathway Exam Portal via your Physician Portal account. In the [Assessment](#) section, click on the [Access Article Exams](#) button.

- The Exam Portal uses the same [Email](#) and [Password](#) as your ABPN Physician Portal account.



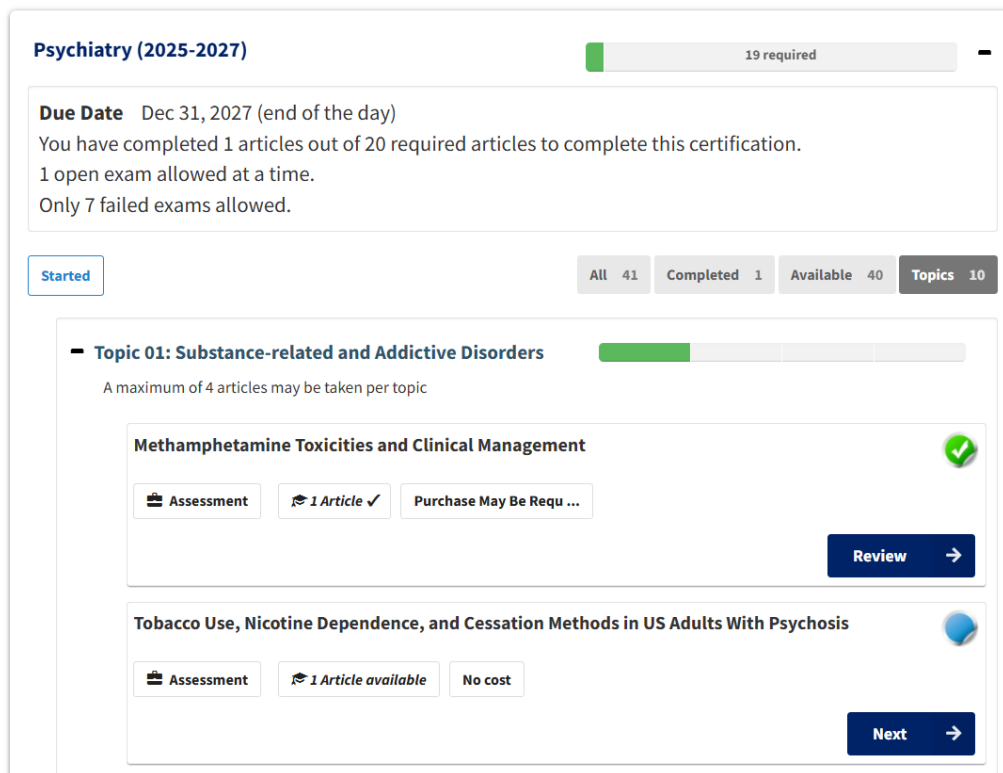
[NOTE]

The first time that you access the Exam Portal, you will be greeted with a welcome video that will provide basic information about completing your ABCC examinations. In the future, this video can be accessed through the [Help](#) option on the left side of the screen.

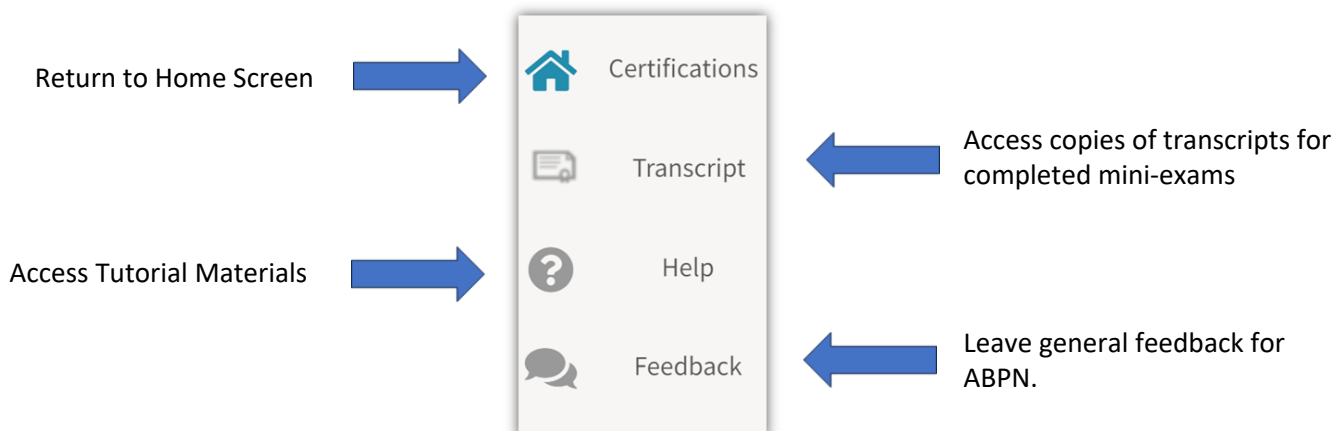
The Certifications Home Screen

Upon logging in, you will arrive on the Certifications Home Screen, which is where you will be able to view the exam catalogs that you have access to. Here you will also be able to see your progress and choose article exams.

[NOTE] You can also monitor your progress on the ABPN Physician Portal



Take notice of the navigation buttons on the left side of the screen. These will remain on the left side of the screen during your user experience for quick access.



Accessing the List of Articles and Mini Exams

11. To begin a mini-exam, click on the name of the assessment that you would like to complete.



Psychiatry (2022-2024) +

Due Dec 15, 2024 [Rules](#)

All 60 Available 60 Topics 10

22. Next, choose a topic and click the plus sign to access the list of available articles.



Geriatric Psychiatry (2025-2027) -

Due Date Dec 31, 2027 (end of the day)
You have completed 0 articles out of 20 required articles to complete this certification.
1 open exam allowed at a time.
Only 7 failed exams allowed.

All 40 Available 40 Topics 10

Topic 01: Development Through the Life Cycle (Normal Aging, Anatomic/Physiologic Changes, Psychological Changes) +

A maximum of 4 articles may be taken per topic

[NOTE] This area also shows useful information including the due date and your completion status.

3. Clicking on the article title will take you to the [Article Overview](#) page, where you can access the article.



Mood Disorders -

A maximum of 4 articles may be taken per topic

Lithium Exposure During Pregnancy and the Postpartum Period: A Systematic Review and Meta-Analysis of Safety and Efficacy Outcomes

Assessment 1 Article available Free to APA members

Start →

Clinical Implementation of Pharmacogenetic Decision Support Tools for Antidepressant Drug Prescribing

Assessment 1 Article available Free to APA members

Start →

The circles to the right of the article indicate progress.

	Available
	Passed
	Did Not Pass
	Unfinished

Accessing the Article

On the Article Overview tab, you can view further information about the article such as journal name and edition, authors, keywords, article link, and any cost associated with the article.

To access your article, click on the hyperlink, which will direct you to the publisher's website. Here you can access the article's main text, read the abstract, or get more information about the article.

The screenshot shows a web interface for 'Certifications / Pediatric and Adolescent Headache'. At the top, there is a navigation bar with 'Article Overview' and 'Exam' tabs. Below this is a blue banner with an information icon and the text 'Please proceed to complete this article-based examination.' A 'Go to Exam' button is visible. The main content area displays the article title 'Pediatric and Adolescent Headache', the citation 'Gelfand AA Continuum 2018 Aug;24(4, Headache):1108-1136', and several fields: 'Keywords:', 'Article Link' (a hyperlink), 'Cost: Purchase May Be Required', and 'Article Retire Date: 12/31/2024'.

[NOTES]

- Clicking on the [Article Overview](#) tab does NOT count as an examination attempt or as an opened mini-exam.
- ABPN strongly recommends that you access and read selected articles PRIOR to opening the mini-exam related to an article.
- You may choose up to 4 article mini-exams per topic area.
- You may only open one mini-exam at a time. Completion of that mini-exam is required before you can open a new one.

Cost will be classified as:

- No cost (accessible to all)
- Free to members of a specific professional organization
- Purchase May Be Required



DEI

Diversity, Equity, Inclusion

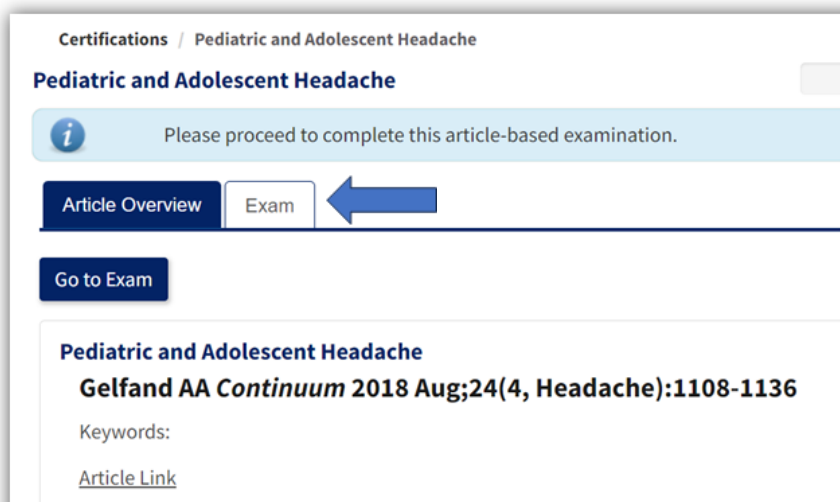


Professionalism

Articles with a DEI or Professionalism focus are designated with prominent icons on the [Article Overview](#) tab. DEI articles have a focus on diversity, equity, and inclusion in the content. Professionalism articles focus on elements like professional conduct, medical ethics, or aspects of interpersonal communication. There are no additional requirements regarding these articles, they are simply highlighted to make it easier for you to find articles that contain these important topics.

Accessing the Mini-Exam Questions

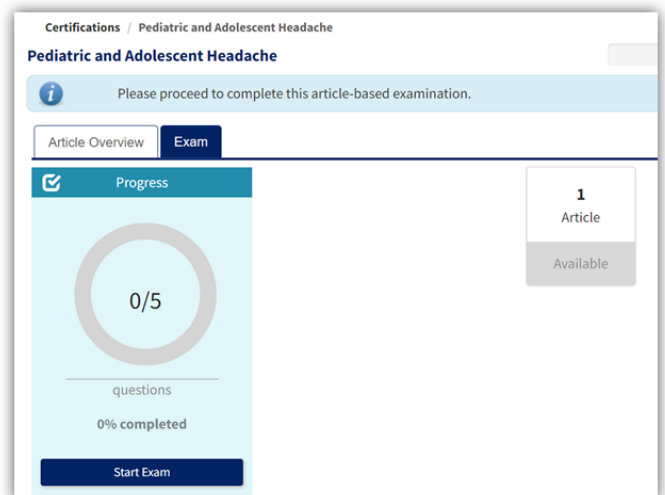
11. After reading the article, you can access the mini-exam questions by clicking on the **Exam** tab.



2. Click **Start Exam**. This opens a mini-exam related to the article.

3. You will be brought to an Exam description page which confirms the article title and describes rules of conduct.

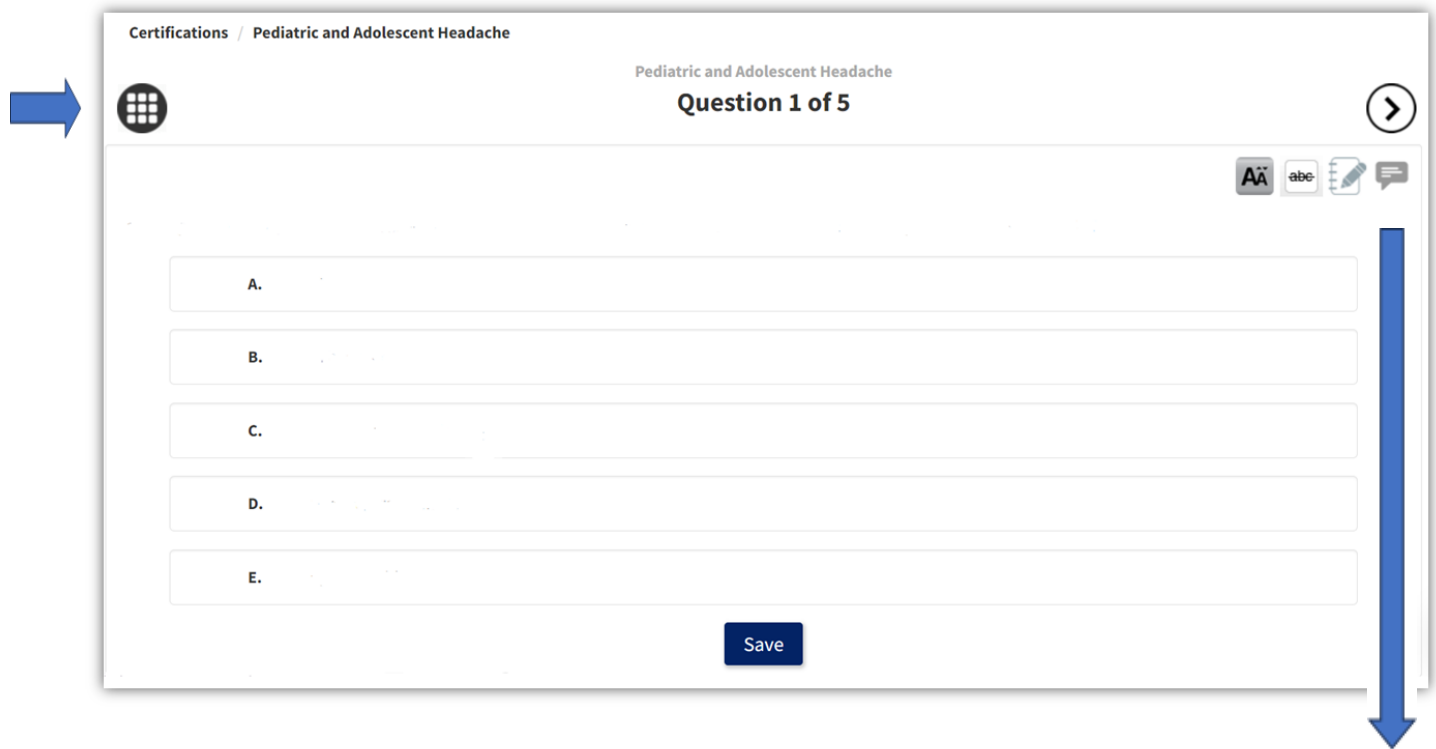
Click "**I Acknowledge**" on Exam description page to begin mini-exam. This step starts your examination.



- If you chose to exit the exam, click on Exit, and go back to previous page. Clicking on Exit DOES NOT COUNT as an open mini-exam.
- A mini-exam is officially open and counts towards your 27 attempts when you click "**I Acknowledge**."
- You must obtain a score of 80% or higher on a minimum of 20 mini-exams to receive Part III credit for Continuing Certification.


Answering Mini-Exam Questions

Every mini-exam features five randomized multiple choice questions. Please familiarize yourself with the resources found on the mini-exam's page.



- There are **five questions** for each article.
- The question page will display the article name, question number, question, and response options.
- Review each potential answer option and click on the correct response. **Your response will be highlighted in blue** after you have made your selection.

- There are three ways to **Save** your selection as you answer a question. You must click on one of the below buttons. Clicking on **Save** during the mini-exam **DOES NOT** submit your responses for final scoring. Final scoring is not calculated for a mini-exam until you click **Proceed** at the end of the mini-exam and submit responses.

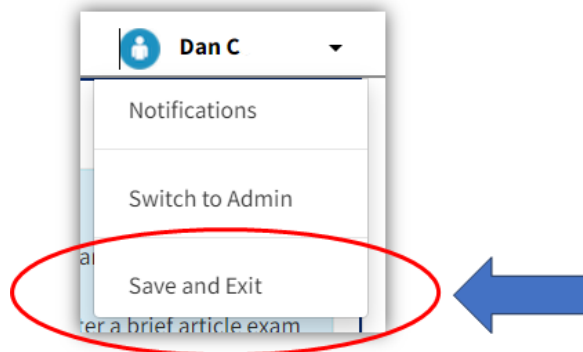


It is important to be certain that you are saving your answers, especially if you make changes while reviewing your questions. Failing to do so may cause the wrong answer to be submitted.

Pausing a Mini-Exam

This is an open book exam, rather than a timed exam. You may exit at any time and return at a later period.

- Be sure to save your progress before exiting. You can save your session by clicking on your name in the upper right corner and choosing **Save and Exit**.

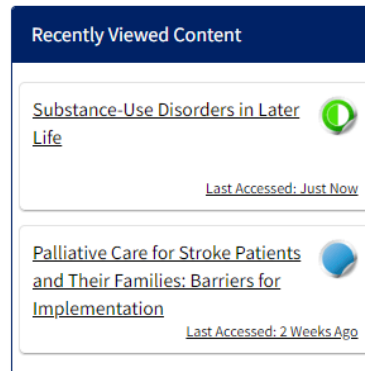


- To later return to your exam, use the steps on [Page 1] to log in to the Exam Portal and return to the **Certifications** dashboard.
- From the **Certifications** dashboard, there are two methods for returning to your mini exam in progress:

Method 1:

On the right side of the screen, find the column **Recently Viewed Content**. Your most recent mini-exams will be listed here.

Click on the hyperlink next to the following icon:



Method 2:

You can also access an unfinished mini-exam by navigating to the article in the topic tree and clicking **Continue**. The same icon designating "unfinished" is present here as well. It is also easy to find by locating the blue segment on your progress bar:



Completing a Mini-Exam

When you have completed the mini-exam, you can select **Review** or **Proceed**. If you click **Review**, you may return to the questions to review your individual responses. If you click **Proceed**, you will go to the final review screen.

Final scoring is not calculated for a mini-exam until you **Proceed** at the end of the mini-exam and submit responses.

Exam Completed

You have answered all the questions for *Substance-Use Disorders in Later Life*.

- Click **Review** to review your answers before submitting. If you change an answer, click 'Save' to submit the new answer selection. The system will record the last saved answers for scoring.
- Click **Proceed** when you are ready to submit your saved answers for scoring. The final score will be presented after a brief article exam survey.

A score of 80% or higher is required to pass the *Substance-Use Disorders in Later Life*. If you meet the minimum passing score, you will receive article credit and a Certificate of Completion.

Review **Proceed**

[NOTE] If you change your answer selections while reviewing, be sure to **Save** before proceeding.

When you are ready to submit your mini-exam, click **Proceed**. This will take you to a survey where you can leave feedback about your experience.

[NOTE] Once you have progressed to the survey, you will be unable to return to your exam. Be sure that you are ready to submit your exam before hitting **Proceed**.

* Q1 Please provide your feedback based on your experience accessing the article and completing the mini-test.

	Strongly Agree	Agree	Disagree	Strongly Disagree
This article is easy to access	<input type="radio"/>	<input type="radio"/>	<input type="radio"/>	<input type="radio"/>
This article is helpful to my practice	<input type="radio"/>	<input type="radio"/>	<input type="radio"/>	<input type="radio"/>
This mini-test is a fair assessment of my understanding of this article	<input type="radio"/>	<input type="radio"/>	<input type="radio"/>	<input type="radio"/>
The questions in this mini-test are well-written	<input type="radio"/>	<input type="radio"/>	<input type="radio"/>	<input type="radio"/>
My experience of taking this mini-test is satisfactory	<input type="radio"/>	<input type="radio"/>	<input type="radio"/>	<input type="radio"/>

* Q2 My cost to access this article was

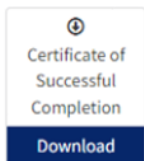
- None
- \$0.01-\$20.00
- \$20.01-\$35.00
- \$35.01-\$50.00
- more than \$50.00

The survey will let you leave feedback on different facets of your experience and the cost that you paid for the article. There is also a space to leave comments.

Post-Exam Options

After you submit your mini-exam and complete the survey, you will receive your score and return to the article's dashboard. You will have several different options available to you here.

The screenshot displays the 'Exam' tab of the article dashboard. It features two main sections: 'Progress' and 'Score'. The 'Progress' section shows a circular progress indicator for '5/5 questions' and '100% completed', with a 'Review Exam' button below. The 'Score' section shows a circular score indicator for '100%' and '5 out of 5 correct', with a 'Report' button below. To the right, there is a '1 Article' box with a 'Claimed' status and a 'Certificate of Successful Completion' box with a 'Download' button. A blue message box states 'You passed this exam. Click [here](#) to select another exam.' Below these sections is a 'Questions' section with filters for 'All 5', 'Answered 5', and 'Correct 5'. A row of five green boxes, each containing a question number (1-5) and a checkmark, indicates that all questions were answered correctly.



Download a Certificate of Completion

If you successfully passed your mini-exam, you will have the option of downloading a **Certificate of Completion** for your records by clicking **Download**.

Review the Questions

By clicking on the icons in the **Questions** section, you will be able to view the questions from your mini-exam. It will show both the answer you chose and the correct answer if it was different from your choice.

Note that you cannot change answers at this stage, nor can you re-take the mini-exam.

The screenshot shows the 'Questions' section with filters for 'All 5', 'Answered 5', and 'Correct 5'. Below the filters is a row of five green boxes, each containing a question number (1-5) and a checkmark, indicating that all questions were answered correctly.

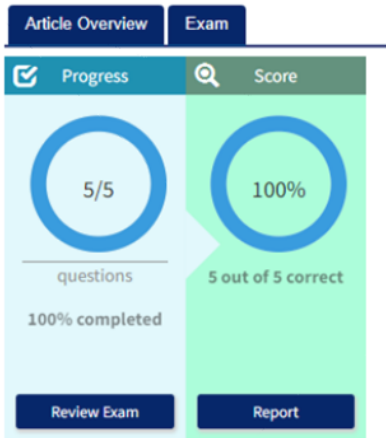


When reviewing your answers, you will still have the ability to leave feedback about the questions via the icon in the upper right corner.

Note that while ABPN does read and register all feedback, we do not provide personalized responses or answers to your comments.

Exam Averages

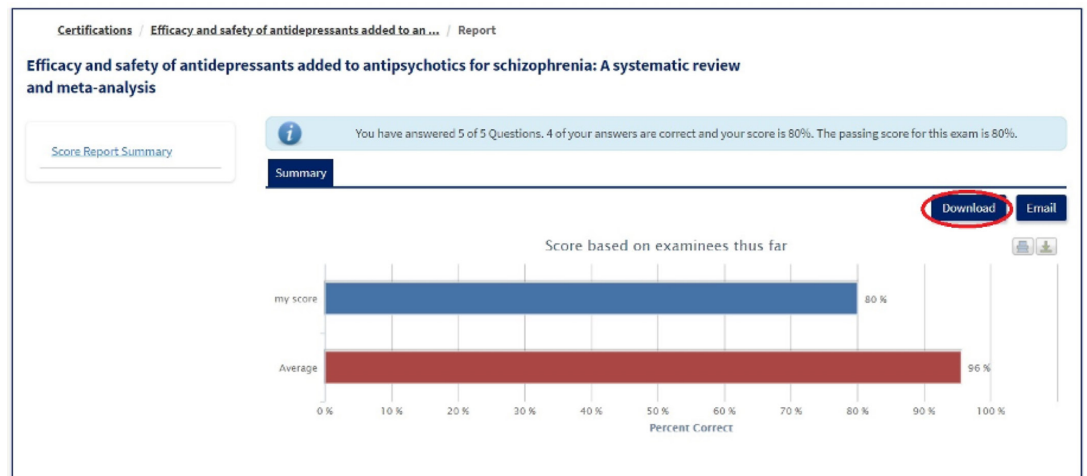
The green **Score** box allows you to analyze your performance compared to peers. The **Report** button will link you to a bar chart of the score based on examinees thus far.



You can download and/or email the chart for your own use. You can also print the chart or export an image by clicking on the printer or download icons.

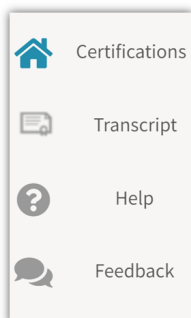
If the chart says "insufficient data for peer comparison," this means that not enough candidates have taken the exam for proper data comparison. Peer comparison data can be reviewed at a later date once sufficient data has been collected.

[NOTE] - For some subspecialty exams, the total number of test takers is inherently low. For these, the data comparison option may not be an option.



Start a New Mini-Exam

To return to the Certifications page to start a new exam, click the icon on the left bar.



Quick Facts Guide

- There are **five randomized questions** for every mini-exam.
- We recommend **reading the articles prior** to committing to an exam.
- To pass an mini-exam, you must get **4 out of the 5 questions correct**.
- To pass the program, you must pass **20 articles out of a maximum of 27 attempts**.
- You can pass a maximum of **4 articles from each topic category**.
- You can only have **1 mini-exam open at a time**. You must finish that exam to start another.
- Consult the Physician Portal, or the Certification Dashboard, for your deadline. It generally falls on **December 30th** of your due date year.
- Always **click the save button** after making changes to your answers.
- After saving your data, you are **free to exit the mini-exam and later pick up where you left off**.
- Feel free to **leave feedback on the questions**. ABPN does not respond directly to feedback given, but we do read and consider it. In some cases, your feedback could lead to a question being re-scored.